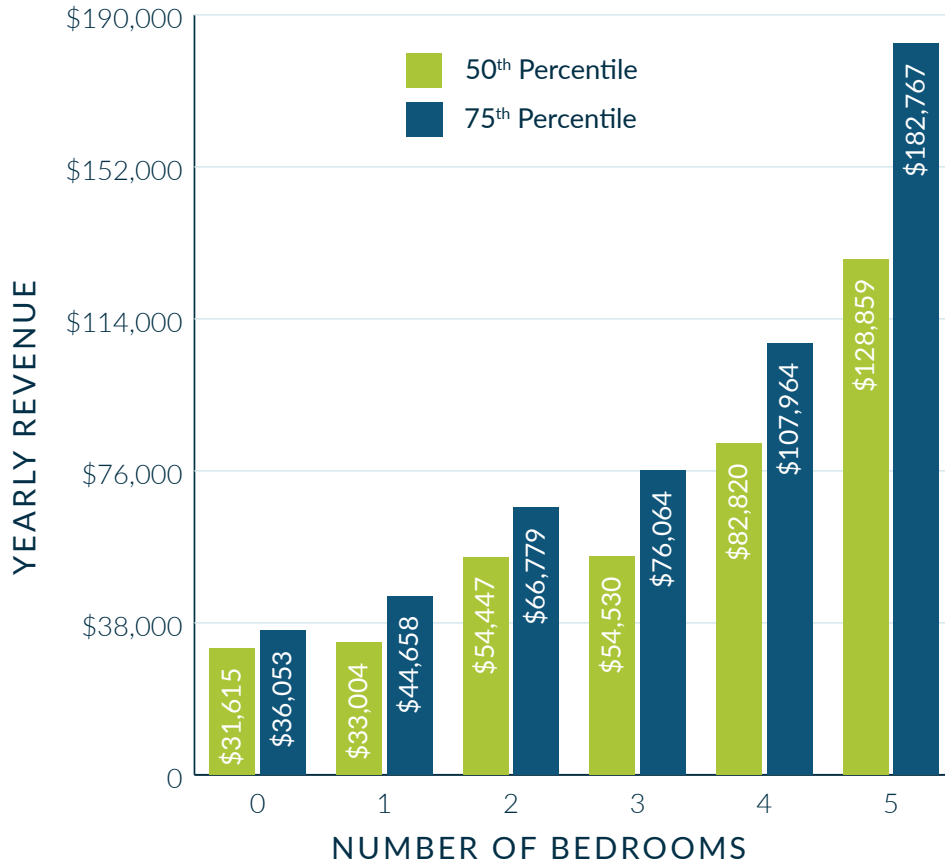


### YEARLY REVENUE BY PROPERTY SIZE



### AVERAGE YEARLY OCCUPANCY AND AVERAGE DAILY RATE (ADR)

# Beds	DAYS	%	(ADR)
0	287	79%	\$119
1	251	69%	\$170
2	249	68%	\$263
3	231	63%	\$306
4	248	68%	\$342
5	277	76%	\$653

### QUICK FACTS



#### AVERAGE DAYS BOOKED IN ADVANCE:

**98** for high season\* & **92** for low season\*



#### AVERAGE LENGTH OF STAY:

**6.9** for high season\* & **6.5** for low season\*

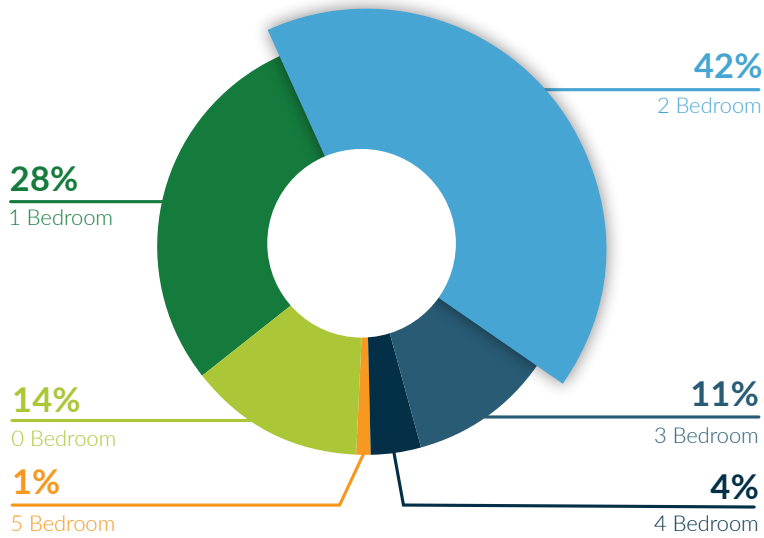


#### AVERAGE DAILY RATE:

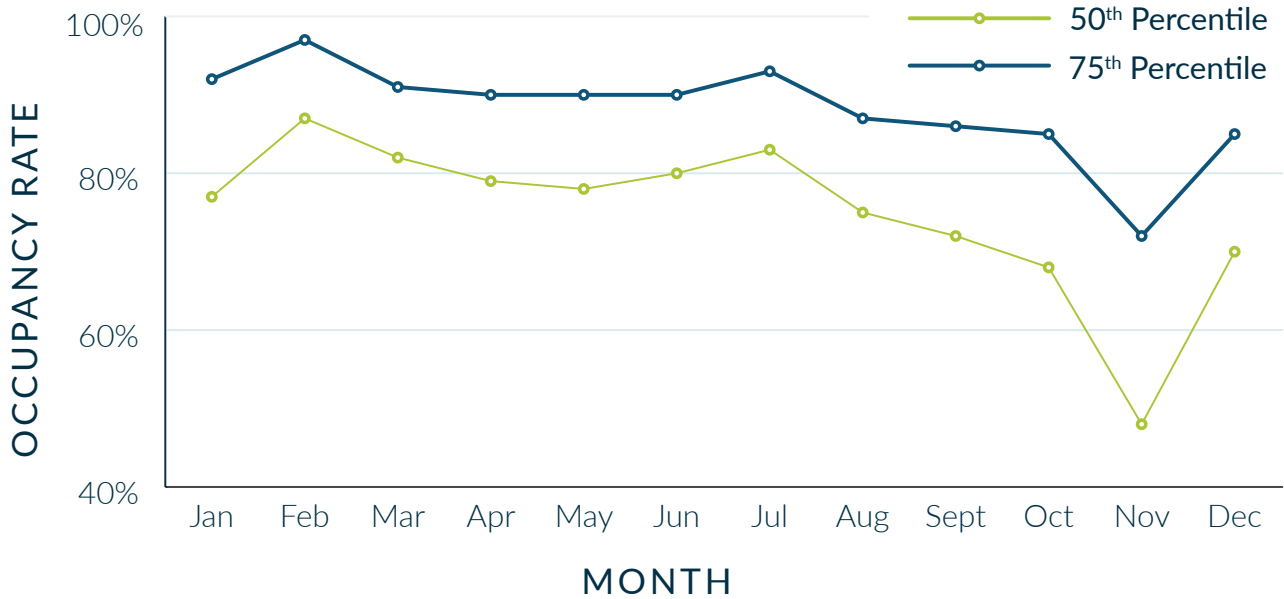
**\$187** for high season\* & **\$179** for low season\*

\* High and low seasons determined by highest 4 months and lowest 4 months of annual occupancy.

# VACATION RENTAL INVENTORY BY BEDROOM



# OCCUPANCY BY MONTH



Evolve is different. We are redefining vacation rental management by providing homeowners with better performance, lower fees and unrivaled flexibility.

**877.881.7584 | [www.EvolveVacationRental.com](http://www.EvolveVacationRental.com)**



This report is not a guarantee or offer of performance by Evolve. The report is intended to show only an expected range of possible outcomes based on the historical average performance of the market area, is not exclusively based on actual Evolve customer accounts, and does not reflect the effect of future changes in material economic and market factors.

This report includes data for Princeville and the surrounding area of Kapaia.