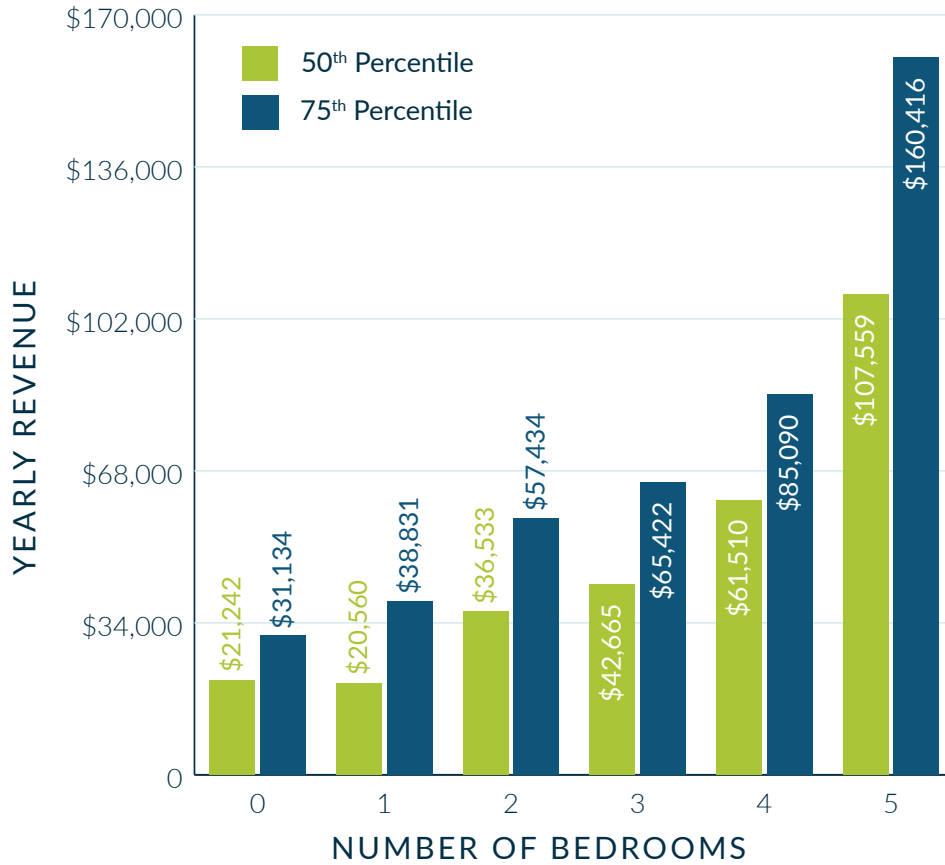


YEARLY REVENUE BY PROPERTY SIZE



AVERAGE YEARLY OCCUPANCY AND AVERAGE DAILY RATE (ADR)

# Beds	DAYS	%	(ADR)
0	132	36%	\$208
1	177	48%	\$229
2	157	43%	\$397
3	132	36%	\$471
4	116	32%	\$658
5	135	37%	\$1,153

QUICK FACTS



AVERAGE DAYS BOOKED IN ADVANCE:

73 for high season* & **39** for low season*



AVERAGE LENGTH OF STAY:

5.2 for high season* & **3.5** for low season*

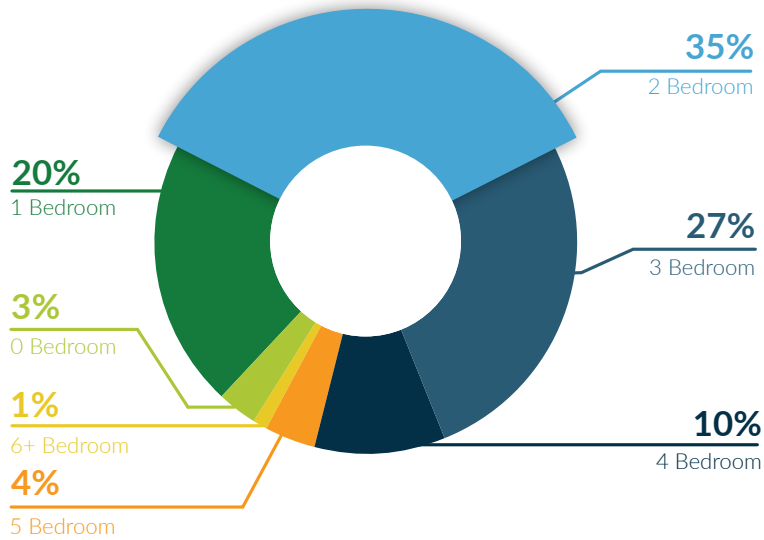


AVERAGE DAILY RATE:

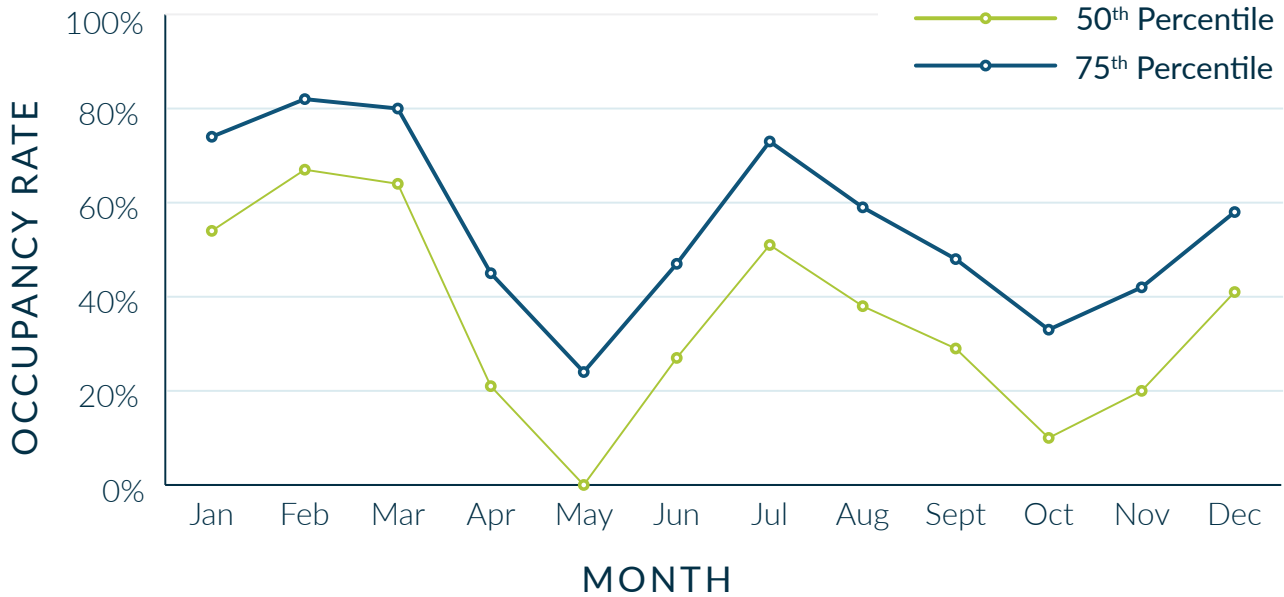
\$530 for high season* & **\$225** for low season*

* High and low seasons determined by highest 4 months and lowest 4 months of annual occupancy.

VACATION RENTAL INVENTORY BY BEDROOM



OCCUPANCY BY MONTH



Evolve is different. We are redefining vacation rental management by providing homeowners with better performance, lower fees and unrivaled flexibility.

877.881.7584 | www.EvolveVacationRental.com



This report is not a guarantee or offer of performance by Evolve. The report is intended to show only an expected range of possible outcomes based on the historical average performance of the market area, is not exclusively based on actual Evolve customer accounts, and does not reflect the effect of future changes in material economic and market factors.

This report includes data for Vail and the surrounding areas of Beaver Creek and Avon.

